

Scaled data based on original data using  
LM-79-08 Approved Method: Electrical and Photometric Measurements of Solid-  
State Lighting Products

Test Report Prepared for  
Cooper Lighting Solutions  
(formerly Eaton)

Brand: McGRAW-EDISON

Report Number: P594051

Luminaire Tested: **ISC-PA1B-730-U-T3-HSS**

Issue Date: 3/22/2022

**Test Information**

Test Method: LM-79-08  
Report Number: P594051  
TEST IS SCALED FROM IESNA LM-79-08 TEST DATA (G1-2201-510-11)  
Test Lab: INNOVATION CENTER  
Issue Date: 3/22/2022  
Manufacturer: COOPER LIGHTING SOLUTIONS (FORMERLY EATON)  
Product Line: McGRAW-EDISON  
Catalog Number: ISC-PA1B-730-U-T3-HSS  
Description: IMPACT ELITE LED CYLINDER LUMINAIRE  
(1) 70 CRI, 3000K, 450mA LIGHT ENGINE WITH 24 LEDS AND TYPE III OPTICS  
WITH HOUSE SIDE SHIELD  
Light Source: -  
Ballast/Driver: ELECTRONIC DRIVER

**Summary**

Lumens per Lamp: N/A  
Luminaire Lumens: 3617 lumens  
Efficiency: N/A  
Efficacy: 99.4 lumens/watt  
Luminous Opening: Rectangular (W 0.75' x L: 0.5' x H: 0')  
IES Classification: Type III - Medium  
BUG Rating: B0 - U0 - G1

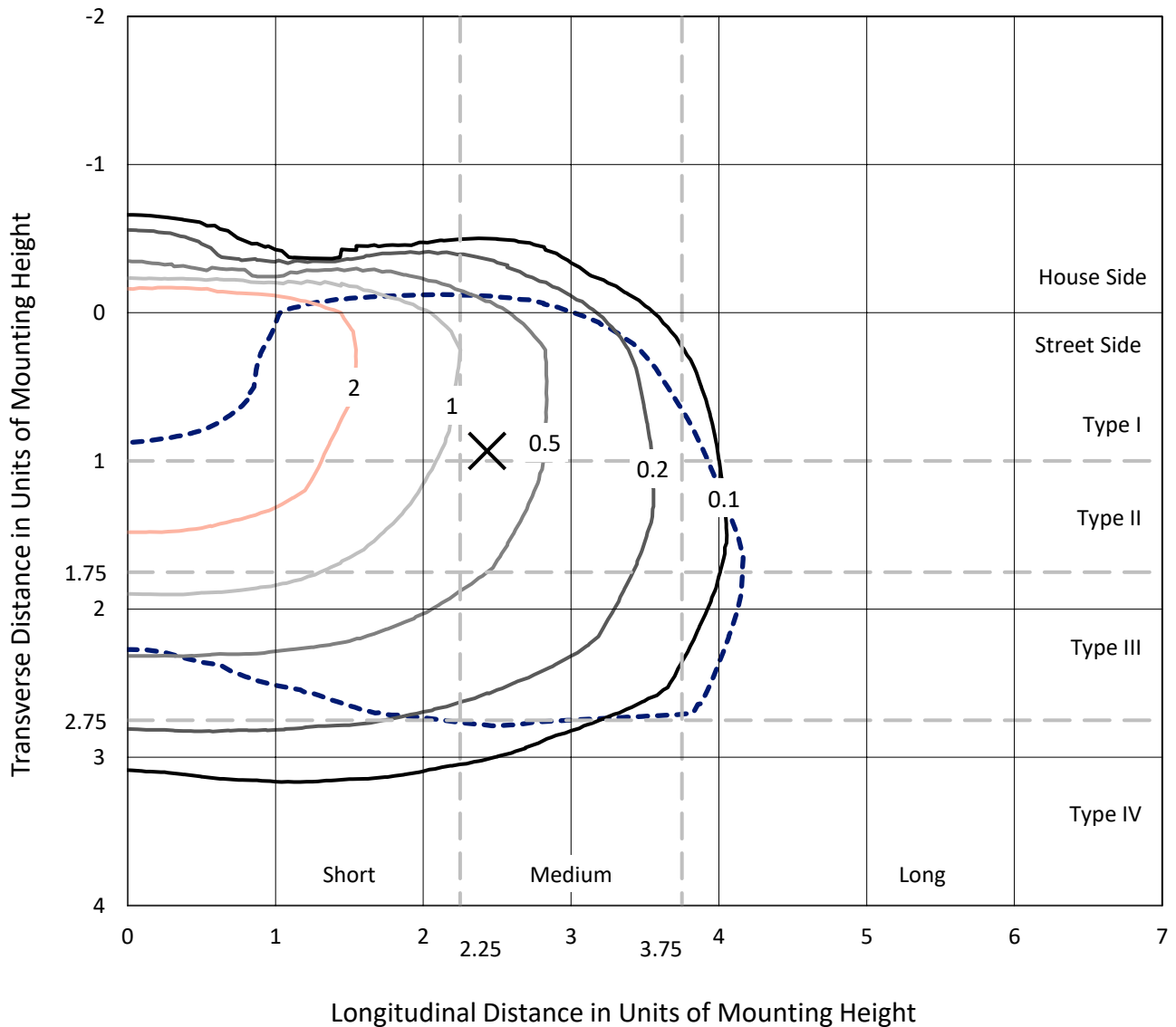
Input Watts (W): 36.4  
Input Voltage (V): NR  
Input Current (Ain): NR  
Voltage Rise (V): NR  
Power Factor: NR  
Total Harmonic Distortion (THDi): NR  
Frequency (hertz): 60  
Stabilization Time: NR  
Operation Time: NR  
Ambient Temperature (°C): NR  
Test Distance: 28.75 FT



REPORT NUMBER: P594051  
 CATALOG NUMBER: ISC-PA1B-730-U-T3-HSS

### Iso-Footcandle Lines of Horizontal Illumination

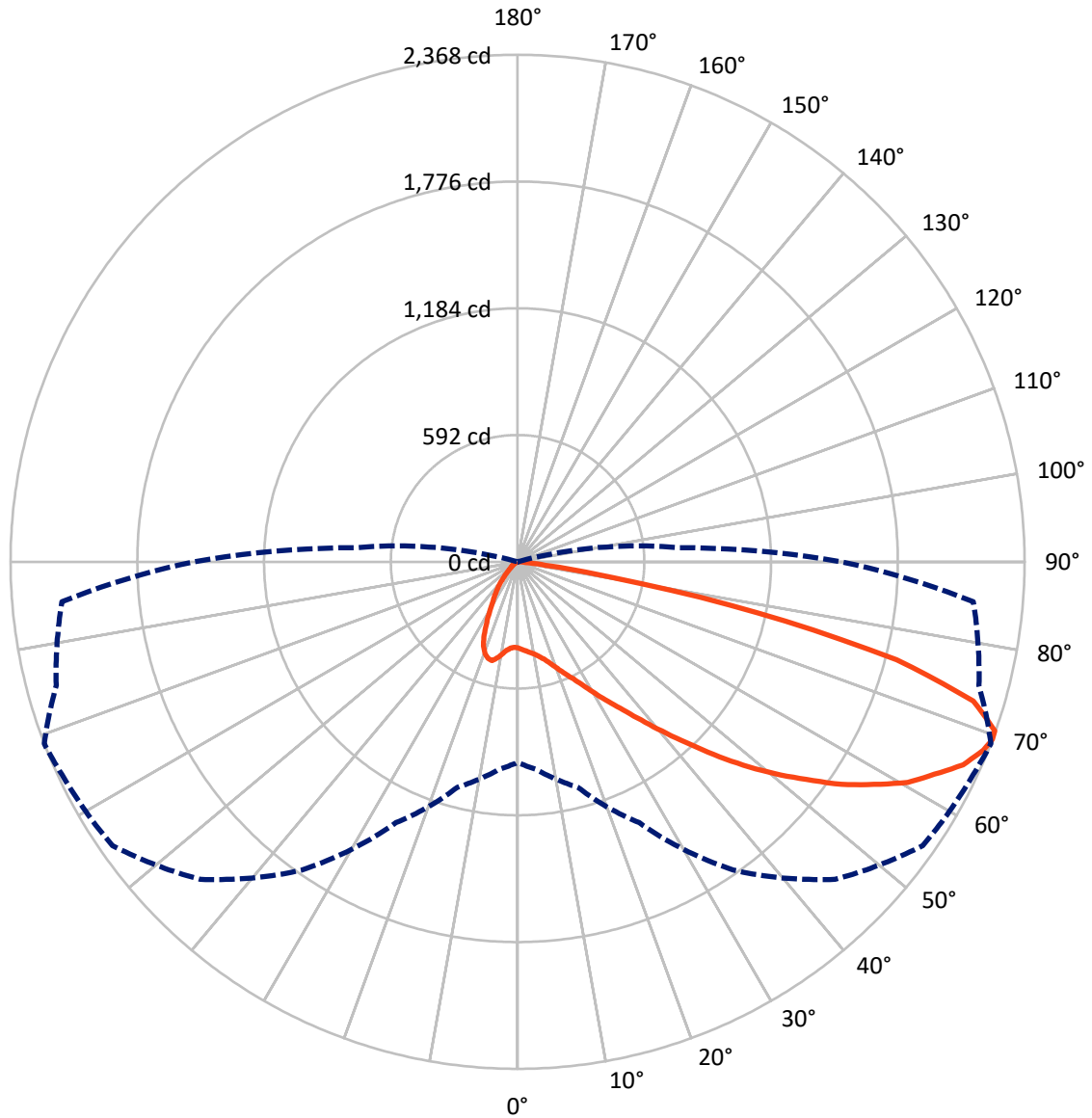
× Max cd  
 - - - 1/2 Max cd



Based on 12 foot mounting height. Maximum calculated value = 3.5 fc  
 Type III - Medium - N/A

REPORT NUMBER: P594051  
CATALOG NUMBER: ISC-PA1B-730-U-T3-HSS

### Luminous Intensity Polar Plot



— Vertical Plane Through 69-Deg Lateral      - - - Horizontal Cone Through 69-Deg Vertical

REPORT NUMBER: P594051  
 CATALOG NUMBER: ISC-PA1B-730-U-T3-HSS

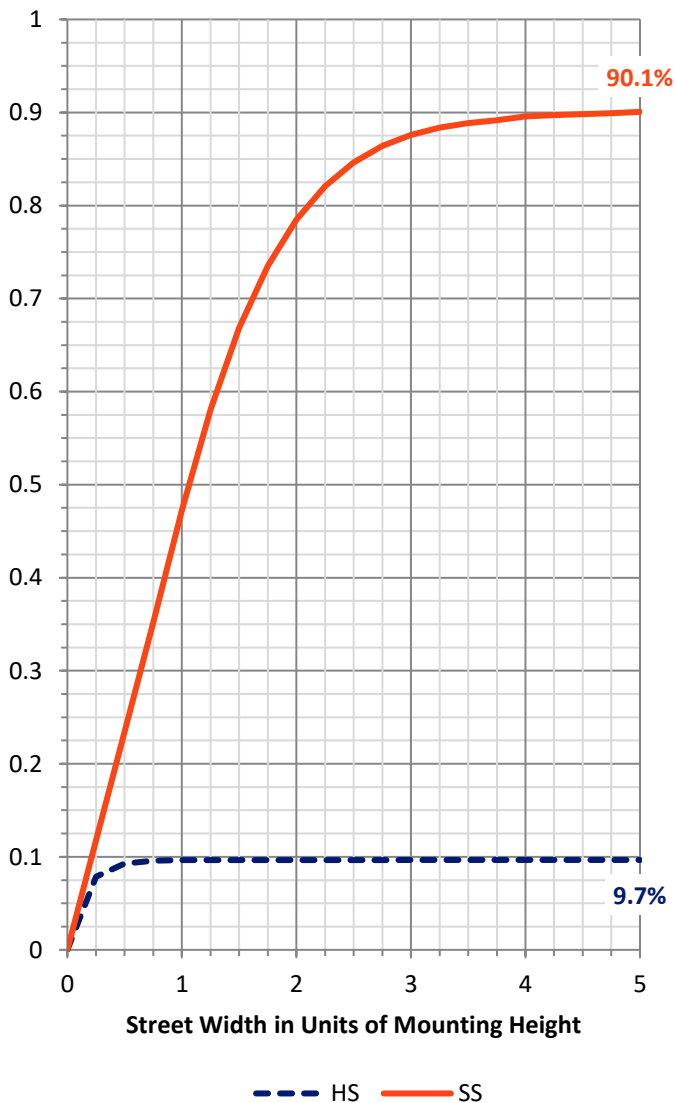
**FLUX DISTRIBUTION:**

		Downward	Upward	Total
<b>House Side</b>	Lumens	352.4	0.0	352.4
	% Fixture	9.7	0.0	9.7
<b>Street Side</b>	Lumens	3264.6	0.0	3264.6
	% Fixture	90.3	0.0	90.3
<b>Total</b>	Lumens	3617.0	0.0	3617.0
	% Fixture	100.0	0.0	100.0

**ZONAL LUMENS:**

Zone	Lumens	% Fixture
0°-10°	38.4	1.1
10°-20°	101.5	2.8
20°-30°	169.0	4.7
30°-40°	304.3	8.4
40°-50°	551.7	15.3
50°-60°	862.1	23.8
60°-70°	997.5	27.6
70°-80°	557.8	15.4
80°-90°	34.8	1.0
90°-100°	0.0	0.0
100°-110°	0.0	0.0
110°-120°	0.0	0.0
120°-130°	0.0	0.0
130°-140°	0.0	0.0
140°-150°	0.0	0.0
150°-160°	0.0	0.0
160°-170°	0.0	0.0
170°-180°	0.0	0.0
0°-90°	3617.0	100.0
0°-180°	3617.0	100.0

**Coefficient of Utilization**

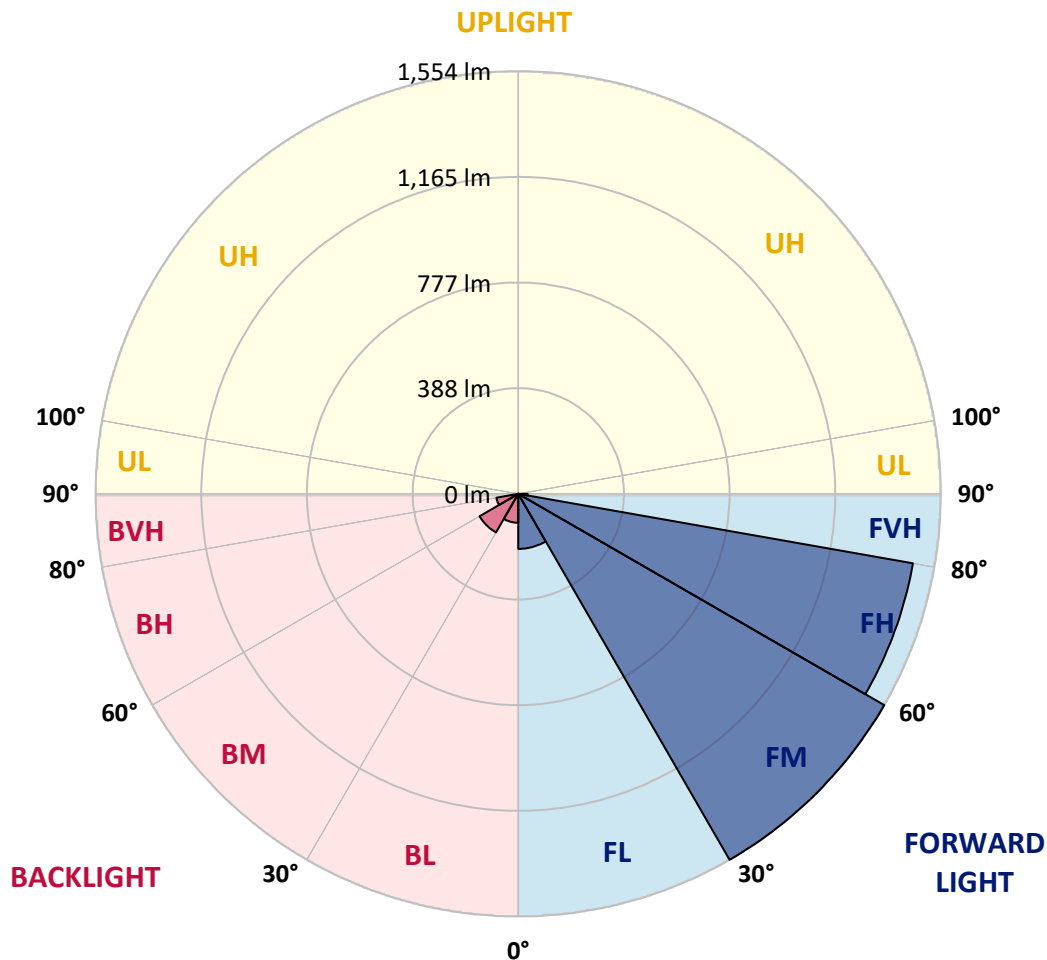


REPORT NUMBER: P594051  
 CATALOG NUMBER: ISC-PA1B-730-U-T3-HSS

**LUMINAIRE CLASSIFICATION SYSTEM LUMEN TABLE AND BUG RATING:**

Zone	Lumens	% Fixture	Zone Rating/Lumen Limit		
			B	U	G
FL (0°-30°)	202.4	5.6			
FM (30°-60°)	1554.0	43.0			
FH (60°-80°)	1473.7	40.7			G1/1800
FVH (80°-90°)	34.6	1.0			G1/100
BL (0°-30°)	106.5	2.9	B0/110		
BM (30°-60°)	164.1	4.5	B0/220		
BH (60°-80°)	81.6	2.3	B0/110		G0/110
BVH (80°-90°)	0.3	0.0			G0/10
UL (90°-100°)	0.0	0.0		U0/0	
UH (100°-180°)	0.0	0.0		U0/0	

**BUG Rating: B0-U0-G1**  
 Type III Medium





REPORT NUMBER: P594051  
 CATALOG NUMBER: ISC-PA1B-730-U-T3-HSS

**CANDELA DISTRIBUTION (FULL):**

	0°	5°	15°	25°	35°	45°	55°	65°	69°	75°	85°
0°	402.3	402.3	402.3	402.3	402.3	402.3	402.3	402.3	402.3	402.3	402.3
2.5°	416.8	416.8	416.8	414.4	415.6	414.4	413.2	409.6	410.8	409.6	405.9
5°	402.3	403.5	407.2	409.6	415.6	418.0	419.2	419.2	418.0	415.6	413.2
7.5°	374.6	374.6	378.2	385.5	397.5	410.8	421.6	427.6	428.8	428.8	425.2
10°	367.4	367.4	372.2	377.0	389.1	404.7	421.6	436.1	438.5	440.9	439.7
12.5°	363.8	365.0	369.8	378.2	393.9	408.4	426.4	446.9	454.1	460.2	461.4
15°	368.6	368.6	373.4	381.9	399.9	420.4	443.3	466.2	473.4	481.8	487.9
17.5°	375.8	378.2	380.7	389.1	405.9	431.2	461.4	491.5	499.9	510.7	515.6
20°	387.9	387.9	390.3	397.5	415.6	445.7	487.9	524.0	531.2	538.5	544.5
22.5°	402.3	403.5	403.5	409.6	430.0	462.6	510.7	555.3	567.4	571.0	573.4
25°	445.7	443.3	434.9	431.2	446.9	481.8	538.5	592.7	605.9	609.5	604.7
27.5°	536.0	526.4	503.5	479.4	477.0	512.0	575.8	639.6	654.1	655.3	638.4
30°	649.3	650.5	613.1	561.3	526.4	544.5	616.8	698.7	713.1	707.1	680.6
32.5°	789.0	783.0	755.3	680.6	610.7	595.1	661.3	760.1	777.0	767.3	732.4
35°	908.3	911.9	878.1	811.9	724.0	673.4	715.5	828.8	849.2	832.4	789.0
37.5°	1008.2	1013.1	992.6	938.4	860.1	780.6	786.6	909.5	937.2	920.3	866.1
40°	1119.1	1122.7	1114.2	1055.2	985.4	908.3	881.8	1002.2	1039.6	1016.7	960.1
42.5°	1240.7	1254.0	1239.5	1192.5	1120.3	1054.0	1014.3	1115.5	1152.8	1138.3	1062.4
45°	1407.0	1408.2	1391.3	1344.3	1269.6	1215.4	1167.2	1235.9	1284.1	1266.0	1176.9
47.5°	1529.8	1538.3	1528.6	1496.1	1435.9	1399.7	1333.5	1368.4	1419.0	1396.1	1294.9
50°	1623.8	1646.7	1638.2	1647.9	1617.8	1602.1	1500.9	1505.7	1555.1	1535.9	1415.4
52.5°	1675.6	1704.5	1706.9	1756.3	1781.6	1820.1	1663.5	1656.3	1687.6	1670.8	1538.3
55°	1668.4	1675.6	1735.8	1826.2	1924.9	2012.9	1822.5	1792.4	1835.8	1788.8	1668.4
57.5°	1598.5	1616.6	1722.6	1834.6	2009.3	2136.9	1959.9	1926.1	1962.3	1899.6	1802.1
60°	1498.5	1525.0	1661.1	1821.3	2058.6	2211.6	2093.6	2059.8	2092.4	2016.5	1953.8
62.5°	1408.2	1420.2	1545.5	1765.9	2029.7	2208.0	2197.2	2165.9	2185.1	2105.6	2083.9
65°	1279.3	1284.1	1408.2	1665.9	1965.9	2183.9	2253.8	2265.8	2286.3	2180.3	2176.7
67.5°	1080.5	1091.4	1214.2	1491.3	1859.9	2136.9	2298.4	2322.4	2346.5	2220.1	2193.6
69°	937.2	972.1	1090.2	1344.3	1757.5	2097.2	2310.4	2349.0	2368.2	2230.9	2136.9
70°	820.3	850.4	986.6	1231.1	1667.2	2052.6	2318.8	2345.3	2364.6	2208.0	2044.2
72.5°	412.0	450.5	637.2	898.6	1325.0	1849.0	2275.5	2246.6	2226.1	2030.9	1653.9
75°	159.0	165.0	273.4	512.0	828.8	1357.6	1943.0	1888.8	1828.6	1540.7	980.5
77.5°	87.9	86.7	119.3	226.5	352.9	663.7	1314.2	1227.5	1144.4	827.6	397.5
80°	37.3	39.8	51.8	108.4	185.5	230.1	638.4	567.4	451.7	262.6	95.2
82.5°	22.9	24.1	36.1	66.3	128.9	87.9	207.2	177.1	130.1	71.1	22.9
85°	7.2	8.4	25.3	44.6	62.6	36.1	47.0	41.0	36.1	30.1	7.2
87.5°	1.2	1.2	9.6	24.1	16.9	6.0	4.8	8.4	13.3	14.5	2.4
90°	0.0	0.0	0.0	0.0	0.0	0.0	0.0	0.0	0.0	0.0	0.0



REPORT NUMBER: P594051  
 CATALOG NUMBER: ISC-PA1B-730-U-T3-HSS

**CANDELA DISTRIBUTION (continued):**

	90°	95°	105°	115°	125°	135°	145°	155°	165°	175°	180°
0°	402.3	402.3	402.3	402.3	402.3	402.3	402.3	402.3	402.3	402.3	402.3
2.5°	404.7	402.3	399.9	398.7	398.7	396.3	395.1	393.9	393.9	392.7	392.7
5°	409.6	407.2	404.7	403.5	401.1	399.9	399.9	399.9	398.7	399.9	401.1
7.5°	421.6	418.0	416.8	415.6	415.6	412.0	405.9	390.3	374.6	369.8	365.0
10°	438.5	437.3	437.3	437.3	428.8	397.5	354.1	315.6	295.1	278.3	278.3
12.5°	462.6	462.6	461.4	457.7	414.4	338.5	271.0	213.2	179.5	160.2	162.6
15°	489.1	487.9	490.3	467.4	365.0	261.4	163.8	115.6	97.6	95.2	95.2
17.5°	516.8	519.2	516.8	442.1	299.9	161.4	97.6	87.9	85.5	85.5	85.5
20°	545.7	543.3	539.7	398.7	218.0	101.2	84.3	81.9	79.5	78.3	78.3
22.5°	574.6	572.2	548.1	343.3	136.1	83.1	79.5	74.7	71.1	69.9	69.9
25°	602.3	602.3	532.4	272.2	92.8	78.3	72.3	67.5	63.8	60.2	60.2
27.5°	637.2	639.6	507.1	190.3	78.3	72.3	65.0	57.8	53.0	50.6	50.6
30°	677.0	680.6	466.2	124.1	71.1	63.8	56.6	48.2	41.0	38.5	37.3
32.5°	724.0	727.6	419.2	81.9	63.8	55.4	47.0	36.1	28.9	27.7	26.5
35°	784.2	775.8	362.6	65.0	55.4	47.0	36.1	25.3	20.5	19.3	19.3
37.5°	858.9	840.8	297.5	56.6	47.0	37.3	26.5	16.9	13.3	13.3	12.0
40°	944.4	893.8	230.1	50.6	39.8	28.9	16.9	10.8	8.4	8.4	8.4
42.5°	1038.4	938.4	163.8	44.6	32.5	20.5	10.8	6.0	4.8	4.8	4.8
45°	1146.8	979.3	112.0	38.5	27.7	14.5	6.0	2.4	2.4	2.4	2.4
47.5°	1255.2	1005.8	74.7	33.7	20.5	8.4	3.6	1.2	1.2	1.2	1.2
50°	1364.8	1026.3	57.8	28.9	14.5	4.8	1.2	0.0	0.0	0.0	0.0
52.5°	1462.4	1040.8	47.0	24.1	9.6	3.6	1.2	0.0	0.0	0.0	0.0
55°	1546.7	1042.0	41.0	19.3	7.2	2.4	0.0	0.0	0.0	0.0	0.0
57.5°	1632.2	1032.3	34.9	14.5	4.8	1.2	0.0	0.0	0.0	0.0	0.0
60°	1684.0	1007.0	27.7	10.8	3.6	1.2	0.0	0.0	0.0	0.0	0.0
62.5°	1715.3	964.9	21.7	7.2	2.4	1.2	0.0	0.0	0.0	0.0	0.0
65°	1697.3	911.9	15.7	4.8	2.4	1.2	0.0	0.0	0.0	0.0	0.0
67.5°	1612.9	830.0	10.8	3.6	1.2	1.2	0.0	0.0	0.0	0.0	0.0
69°	1513.0	755.3	9.6	2.4	1.2	1.2	0.0	0.0	0.0	0.0	0.0
70°	1425.0	697.5	8.4	2.4	1.2	1.2	0.0	0.0	0.0	0.0	0.0
72.5°	1061.2	449.3	7.2	2.4	1.2	1.2	0.0	0.0	0.0	0.0	0.0
75°	596.3	150.6	4.8	1.2	1.2	0.0	0.0	0.0	0.0	0.0	0.0
77.5°	224.1	38.5	2.4	1.2	0.0	0.0	0.0	0.0	0.0	0.0	0.0
80°	49.4	9.6	1.2	0.0	0.0	0.0	0.0	0.0	0.0	0.0	0.0
82.5°	10.8	2.4	0.0	0.0	0.0	0.0	0.0	0.0	0.0	0.0	0.0
85°	3.6	1.2	0.0	0.0	0.0	0.0	0.0	0.0	0.0	0.0	0.0
87.5°	1.2	0.0	0.0	0.0	0.0	0.0	0.0	0.0	0.0	0.0	0.0
90°	0.0	0.0	0.0	0.0	0.0	0.0	0.0	0.0	0.0	0.0	0.0

(END OF REPORT)